

Elite Series

Superior materials and laminates add value to this group of furnishing options made to last. Four classic series and a variety of colors were built for designers and residents to truly create a feeling of home.



Pembroke in Summer Flame

www.spanamerica.com

SPAN
better science. better care.

Trenton

Clean simple lines highlight this series of cabinets and wardrobes to fit any room.

Single Door Wardrobe with Hanging Bar & Shelf

Double Door Wardrobe with Hanging Bar & Shelf

One Door/Drawer Nightstand

Three Drawer Nightstand

Six Drawer Chest

Four Drawer Chest



Hardrock Maple

Lethbridge

Inspired by Shaker design, with details in drawer fronts and doors complete with a pedestal style kick plate cut out.

Double Door Wardrobe with Hanging Bar & Shelf

Single Door Wardrobe with Hanging Bar & Shelf and One External Drawer

Four Drawer Chest

Six Drawer Chest

Three Drawer Nightstand

One Door/Drawer Nightstand



Summer Flame

Pembroke

Double Door Wardrobe with Hanging Bar & Shelf

Single Door Wardrobe with Hanging Bar & Shelf

Subtle details in drawer fronts and doors, along with curved cut out to the kick plate, add style to resident room design.

Four Drawer Chest

Six Drawer Chest

One Door/Drawer Nightstand

Three Drawer Nightstand

Candle Light

Princeton

A classic design with raised accents on all drawer fronts and doors. Each piece has a custom kick plate valance to set off this elegant series.

Single Door Wardrobe with Hanging Bar & Shelf

Double Door Wardrobe with Hanging Bar & Shelf and Two External Drawers

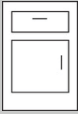



Four Drawer Chest



One Door/Drawer Nightstand

Three Drawer Nightstand

Six Drawer Chest

Shiraz Cherry

| Description | | Code | Dimensions |
|----------------------------|-----------------------------------------------------------------------------------|--------------------------------------------------------------------------------------------------------|----------------|
| 1 - Door/Drawer Nightstand |  | Trenton W61061 Princeton W62061 Pembroke W63061 Lethbridge W64061 | 20"Wx19"Dx30"H |
| 3 - Drawer Nightstand |  | Trenton W61063 Princeton W62063 Pembroke W63063 Lethbridge W64063 | 20"Wx19"Dx30"H |
| Nightstand Hutch |  | Trenton W61060 Princeton W62060 Pembroke W63060 Lethbridge W64060 | 19"Wx11"Dx21"H |
| 3 - Drawer Chest |  | Trenton W61033 Princeton W62033 Pembroke W63033 Lethbridge W64033 | 31"Wx19"Dx30"H |

| Description | | Code | Dimensions |
|------------------|-------------------------------------------------------------------------------------|--------------------------------------------------------------------------------------------------------|----------------|
| 4 - Drawer Chest |  | Trenton W61034 Princeton W62034 Pembroke W63034 Lethbridge W64034 | 31"Wx19"Dx39"H |
| 6 - Drawer Chest |  | Trenton W61026 Princeton W62026 Pembroke W63026 Lethbridge W64026 | 49"Wx19"Dx30"H |

Choose from our standard handles:



HW1



HW2





HW3



HW4

The attractive 6 finishes in the Elite Series are a direct match to the head and footboard finishes for all Span beds:

| Description | | Trenton | Princeton | Pembroke | Lethbridge |
|---------------------------------------------------------------|-------------------------------------------------------------------------------------|---------|-----------|----------|------------|
| 1 - Door Wardrobe with hanging bar and shelf - 25"Wx25"Dx76"H | | | | | |
| No Drawers |  | W61031A | W62031A | W63031A | W64031A |
| 1 internal drawer | | W61031B | W62031B | W63031B | W64031B |
| 2 internal drawer | | W61031C | W62031C | W63031C | W64031C |
| 1 external drawer | | W61031D | W62031D | W63031D | W64031D |
| 2 external drawer | | W61031E | W62031E | W63031E | W64031E |
| 2 - Door Wardrobe with hanging bar and shelf - 37"Wx25"Dx76"H | | | | | |
| No Drawers |  | W61032A | W62032A | W63032A | W64032A |
| 1 internal drawer | | W61032B | W62032B | W63032B | W64032B |
| 2 internal drawer | | W61032C | W62032C | W63032C | W64032C |
| 1 external drawer | | W61032D | W62032D | W63032D | W64032D |
| 2 external drawer | | W61032E | W62032E | W63032E | W64032E |



Contact your local Span Representative
or call Beds/Furniture Customer Service:
800-268-8671

www.spanamerica.com

SPAN
better science. better care.