

Extra-wide and Consumer Sizes

Several Span models are available in sizes wider than typical healthcare beds. These non-bariatric options provide comfortable, effective use by those who require a wider surface but do not require a bariatric weight capacity. Options include:

PressureGuard® powered air therapy (treatment):

Easy Air®

Supports up to 500 lbs.
Widths: 39"
See page 4



Easy Air® LR

Supports up to 500 lbs.
Widths: 39", 53"
See page 5



Protocol®

Supports up to 500 lbs.
Widths: 42"
See page 6



Topper®


Supports up to 1000 lbs.
Widths: 42", 48", 54", 60"
See page 7



PressureGuard® convertible and non-powered air therapy (treatment):

Custom Care® Convertible

Supports up to 500 lbs.
Widths: 42"
See page 16



Span Care® Convertible

Supports up to 700 lbs.
Widths: 42"
See page 13



Custom Care®

Supports up to 500 lbs.
Widths: 42"
See page 18



CFT®


For users 100 – 750 lbs.
Widths: 42", 48", 54"
See page 12



Geo-Mattress® therapeutic foam (prevention):


UltraMax™

Supports up to 600 lbs.
Widths: 39", 42"
See page 26




Atlas™

Supports up to 750 lbs.
Widths: 39", 42", 48", 54"
See page 29



Max®, Plus® and Pro™ models

Supports up to 750 lbs.
Widths: 39", 42", 48", 54"
See page 28



Also available....PressureGuard In-Home Styles. Extra-wide, consumer-sized models accommodate one user or two.



Therapy on Patient Right

When ordering, customer must specify if the dynamic air therapy should be positioned in the **Center** of the mattress (for single user), or on the **Patient's Right Side** (for two users or a single user who cannot/prefers not to move to the center of the mattress). Note: "Patient Right" is with patient in a backlying position.



Therapy in Center

PressureGuard® APM² with digital control unit (see page 8 for product description)

Size/Dimensions	Therapy on Patient Right	Therapy in Center	Weight limit
Dual King* / 80"L x 38"W	AP28038-29		350 lbs. each user
Full / 75"L x 54"W	AP27554-RT-29	AP27554-CTR-29	350 lbs. each user
Full Long / 80"L x 54"W	AP28054-RT-29	AP28054-CTR-29	350 lbs. each user
Queen / 80"L x 60"W	AP28060-RT-29	AP28060-CTR-29	350 lbs. each user

PressureGuard CFT® (see page 12 for product description)

Size/Dimensions	Therapy across entire surface	Weight limit
Dual King* / 80"L x 38"W	CF8038-HS-29	500 lbs.
Full / 75"L x 54"W	CF7554-HS-29	750 lbs. total**
Full Long / 80"L x 54"W	CF8054-HS-29	750 lbs. total**
Queen / 80"L x 60"W	CF8060-HS-29	750 lbs. total**

* To accommodate a Dual (split) King surface, 80"L x 76" W, order this item together with our matching non-powered air mattress (RW8038-29) for the other half of the bed.

** 1 or 2 users.

Non-prorated warranty: 18 months (APM² Deluxe); 5 years (CFT).

Cover cleaning: Wipe clean with neutral suds or approved cleaning agents. Avoid bleach.

Lead times: Allow up to 10 working days lead time for all sizes.

Shipping: All In-Home Style units ship fully assembled in a flat carton via common carrier.

UL Listing: APM² Deluxe conforms to UL 544.

See individual product brochures for complete technical specifications.

Need
Microclimate
Management
("Low Air Loss")?
Add the Topper!
(See page 7)

