


Geo-Mattress® Max®, Plus® and Pro

Category: Therapeutic Foam Mattresses




MAX

Geo-Mattress® Max®

High-end protection

Three-tier, zoned design.
Luxurious viscoelastic
"memory foam" foot section
cradles and protects the heel.
Firm perimeter bolsters for
added safety.




PLUS

Geo-Mattress® Plus®

Performance...Plus!

Dual-layer, progressive-
resistance design perfectly
blends patient comfort and
clinical effectiveness.



PRO

Geo-Mattress® Pro

Affordability and Effectiveness

Single layer, zoned
construction delivers
excellent value for budget-
conscious facilities.

Institutional Sizes

Item #	Description
MX7535-29	75"L x 35"W x 6"H
*MX7835-29	78"L x 35"W x 6"H
*MX8032-29	80"L x 32"W x 6"H
MX8035-29	80"L x 35"W x 6"H
MX8435-29	84"L x 35"W x 6"H

Consumer Sizes

Item #	Description
*MX7539-29	75"L x 39"W x 6"H Twin
*MX7554-29	75"L x 54"W x 6"H Full
*MX8060-29	80"L x 60"W x 6"H Queen
*MX8076-29	80"L x 76"W x 6"H King

PL7535-29	75"L x 35"W x 6"H
*PL7835-29	78"L x 35"W x 6"H
*PL8032-29	80"L x 32"W x 6"H
PL8035-29	80"L x 35"W x 6"H
PL8435-29	84"L x 35"W x 6"H

*PL7539-29	75"L x 39"W x 6"H Twin
*PL7554-29	75"L x 54"W x 6"H Full
*PL8060-29	80"L x 60"W x 6"H Queen
*PL8076-29	80"L x 76"W x 6"H King

PR7535-29	75"L x 35"W x 6"H
*PR7835-29	78"L x 35"W x 6"H
*PR8032-29	80"L x 32"W x 6"H
PR8035-29	80"L x 35"W x 6"H
PR8435-29	84"L x 35"W x 6"H

*PR7539-29	75"L x 39"W x 6"H Twin
*PR7554-29	75"L x 54"W x 6"H Full
*PR8060-29	80"L x 60"W x 6"H Queen
*PR8076-29	80"L x 76"W x 6"H King

Also available: Geo-Mattress® Pro RP

All of the features of the Geo-Mattress® Pro with the added safety of our supportive Raised Perimeter to help prevent user injury.

Item #	Description
PR7535RP-29	75"L x 35"W x 6"H center, 8"H side
PR8035RP-29	80"L x 35"W x 6"H center, 8"H side
PR8435RP-29	84"L x 35"W x 6"H center, 8"H side

*Allow up to 10 working days lead time for these sizes.

Weight limit: 400 lbs. (Max, Plus) 300 lbs. (Pro & Pro RP)
Warranty: 7 years, non-prorated (Geo-Mattress® Max)
 6 years, non-prorated (Geo-Mattress® Plus)
 5 years, non-prorated (Geo-Mattress® Pro & Pro RP)
Mattress Weight: Approximately 24 lbs. (Max & Pro RP);
 22 lbs. (Plus); 21 lbs. (Pro)

All models are fire barrier version (FBV) as indicated by "-29" suffix, denoting certified conformance to NFPA 101 (Life Safety Code); Cal Tech Bulletin #117; 16 CFR Parts 1632 and 1633; and BFD IX-11.

QUICK FACTS

Geo-Mattress Series

Primary Use:


- Prevention of pressure ulcers

Patient Indications:

- General patient population
- Moderate – High Risk for skin breakdown
- Decreased mobility
- Repositions frequently by self or caregiver

Key Advantages:

- Geo-Matt® anti-shearing surface
- Heel Slope®
- Hidden zipper for infection control



PRO RP

